



Oklahoma Horse Racing Commission Statistical Audit Report of Gaming Operations

Blue Ribbon Downs Racino, Will Rogers Downs and
Remington Park



October 2007



Office of the Oklahoma State Auditor and Inspector
Jeff A. McMahan, CFE

**OKLAHOMA HORSE RACING COMMISSION
STATISTICAL REPORT OF GAMING OPERATIONS
BLUE RIBBON DOWNS RACINO, WILL ROGERS DOWNS
AND REMINGTON PARK
OCTOBER 2007**

This publication is printed and issued by the State Auditor and Inspector as authorized by 74 O.S. 2001, § 212 and 74 O.S. 2001, § 3105. Forty copies have been prepared and distributed at a cost of \$81.95. Copies have been deposited with the Publications Clearinghouse of the Oklahoma Department of Libraries.



STATE OF OKLAHOMA
OFFICE OF THE AUDITOR AND INSPECTOR

Jeff A. McMahan
State Auditor and Inspector

November 9, 2007

TO THE MEMBERS OF THE OKLAHOMA
HORSE RACING COMMISSION

Transmitted herewith is the Statistical Report of Gaming Operations for Blue Ribbon Downs Racino, Will Rogers Downs and Remington Park for the month of October 2007, which is the result of our monitoring and data accumulation.

We wish to take this opportunity to express our appreciation for the assistance and cooperation extended to our office during this time.

The Office of the State Auditor and Inspector is committed to serve the public interest by providing independent oversight by issuing reports that serve as a management tool to the state. Our goal is to ensure a government, which is accountable to the people of the State of Oklahoma.

Sincerely,

A handwritten signature in blue ink that reads "Jeff A. McMahan".

JEFF A. McMAHAN, CFE
State Auditor and Inspector

**OKLAHOMA HORSE RACING COMMISSION
STATISTICAL REPORT OF GAMING OPERATIONS
BLUE RIBBON DOWNS RACINO, WILL ROGERS DOWNS AND REMINGTON PARK
FOR THE MONTH OF OCTOBER 2007**

TABLE OF CONTENTS

	<u>PAGE</u>
STATE AUDITOR AND INSPECTOR LETTER	4
STATISTICAL REPORT OF GAMING OPERATIONS	5



STATE OF OKLAHOMA
OFFICE OF THE AUDITOR AND INSPECTOR

Jeff A. McMahan
State Auditor and Inspector

**TO THE MEMBERS OF THE OKLAHOMA
HORSE RACING COMMISSION**

We compiled the information presented in this report from the statistical data obtained from the gaming vendors and licensees located at Blue Ribbon Downs Racino, Will Rogers Downs and Remington Park for the month of October 2007.

In accordance to a November 2, 2007 letter from the OHRC, we were asked to recalculate the Blue Ribbon Downs Thoroughbred share of purses and the Oklahoma Breeding and Development Fund amounts to a higher percentage. These recalculations were made to the prior month amounts and are reflected in the year-to-date figures.

We were not engaged to perform an audit in accordance with generally accepted auditing standards, the objective of which would be the expression of an opinion on specified elements or accounts. Accordingly, we do not express such an opinion. This report relates only to the procedures specified above and does not extend to any financial statements of the racetracks or racinos taken as a whole.

In planning and performing these procedures, we considered the internal control structure of the gaming departments; however, our procedures were substantially less in scope than the procedures we would have applied if we had been engaged to express an opinion on the internal controls. Accordingly, we do not express an opinion on their internal control structure.

Sincerely,

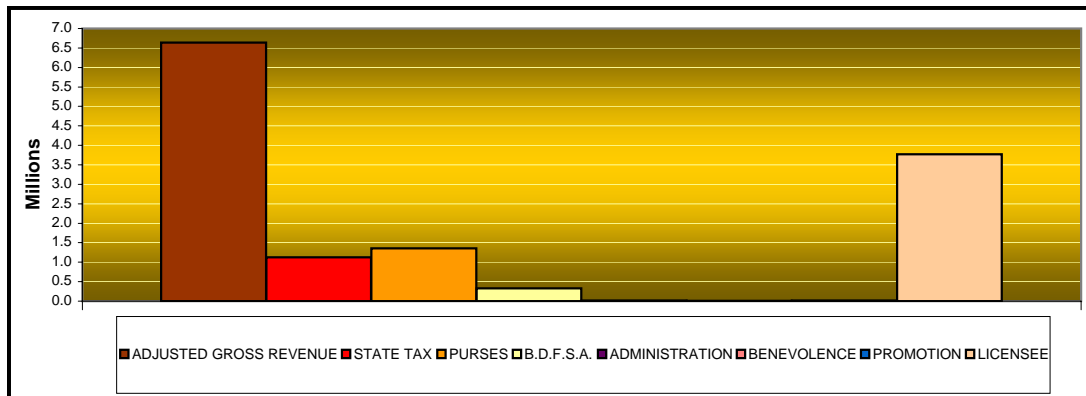
A handwritten signature in blue ink that reads "Jeff A. McMahan".

JEFF A. McMAHAN, CFE
State Auditor and Inspector

November 8, 2007

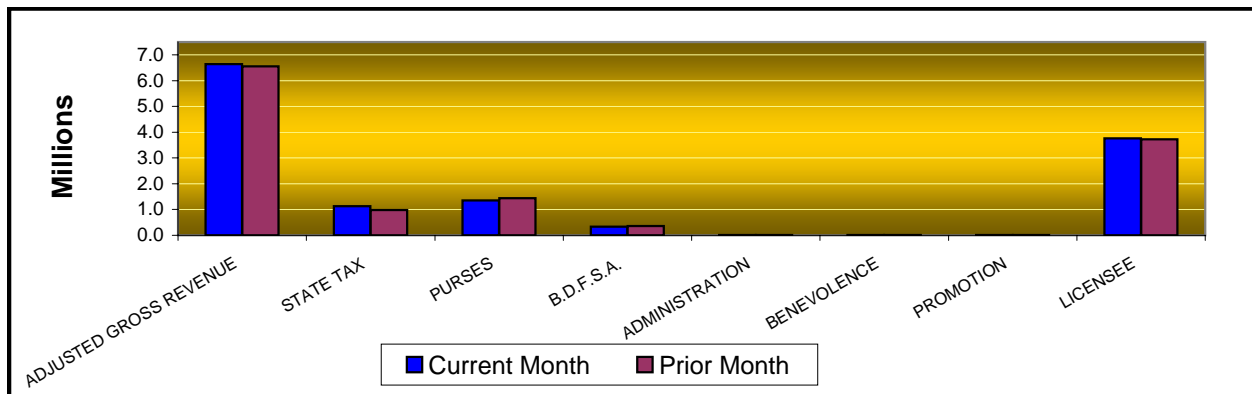
**OKLAHOMA STATE AUDITOR & INSPECTOR
GAMING AT OKLAHOMA HORSE RACING TRACKS
OCTOBER 2007**

	<u>TOTAL</u>	<u>BLUE RIBBON DOWNS</u>	<u>WILL ROGERS DOWNS</u>	<u>REMINGTON PARK</u>
Gaming Days This Month	93	31	31	31
Opening Date		10/17/05	12/09/05	11/21/05
Adjusted Gross Revenue	<u>\$6,639,797.38</u>	<u>\$344,729.37</u>	<u>\$1,639,509.59</u>	<u>\$4,655,558.42</u>
State Tax				
Higher Education Trust Fund	135,544.27	4,136.75	19,674.12	111,733.40
Education Reform	993,991.31	30,336.19	144,276.84	819,378.28
Purse Fund				
<u>Purses</u>				
Thoroughbred	592,929.22	25,014.42	192,560.40	375,354.40
Quarterhorse	662,296.55	34,322.12	195,880.41	432,094.02
Paint & Appaloosa	102,658.25	7,627.14	43,528.98	51,502.13
Breeding Development Fund				
<u>Special Account</u>				
Thoroughbred	228,079.90	12,798.08	23,240.04	192,041.78
Quarterhorse	101,972.97	3,490.38	19,920.04	78,562.55
Paint & Appaloosa	10,439.83	775.64	4,426.68	5,237.51
<u>Administration</u>				
Thoroughbred	8,420.61	387.82	2,213.34	5,819.45
Quarterhorse	7,838.66	387.82	2,213.34	5,237.50
Paint & Appaloosa	1,159.97	86.18	491.85	581.94
<u>Benevolence</u>				
Thoroughbred	4,210.30	193.91	1,106.67	2,909.72
Quarterhorse	3,919.33	193.91	1,106.67	2,618.75
Paint & Appaloosa	580.00	43.10	245.93	290.97
<u>Promotions</u>				
Thoroughbred	8,420.61	387.82	2,213.34	5,819.45
Quarterhorse	7,838.66	387.82	2,213.34	5,237.50
Paint & Appaloosa	1,159.97	86.18	491.85	581.94
Licensee	\$3,768,336.97	\$224,074.09	\$983,705.75	\$2,560,557.13



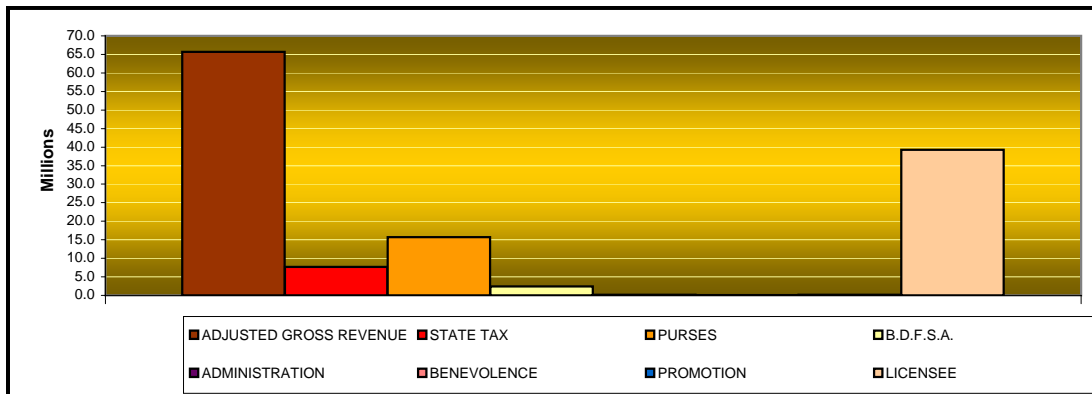
**OKLAHOMA STATE AUDITOR & INSPECTOR
GAMING AT OKLAHOMA HORSE RACING TRACKS
OCTOBER 2007**

	<u>TOTAL</u>	<u>PRIOR</u> <u>MONTH</u>	<u>%</u> <u>CHANGE</u>	<u>PRIOR</u> <u>YEAR</u>	<u>%</u> <u>CHANGE</u>
Gaming Days	93	90	3.33%	90	3.33%
Opening Date					
Adjusted Gross Revenue	\$6,639,797.38	\$6,554,731.26	1.30%	\$5,761,511.45	15.24%
State Tax					
Higher Education Trust Fund	135,544.27	117,352.12	15.50%	120,200.21	12.77%
Education Reform	993,991.31	860,582.24	15.50%	881,468.26	12.77%
Purse Fund					
<u>Purses</u>					
Thoroughbred	592,929.22	626,190.59	-5.31%	623,530.65	-4.91%
Quarterhorse	662,296.55	702,860.86	-5.77%	576,457.79	14.89%
Paint & Appaloosa	102,658.25	107,390.60	-4.41%	81,028.87	26.69%
Breeding Development Fund					
<u>Special Account</u>					
Thoroughbred	228,079.90	248,295.32	-8.14%	63,409.90	259.69%
Quarterhorse	101,972.97	109,428.07	-6.81%	58,622.83	73.95%
Paint & Appaloosa	10,439.83	10,921.07	-4.41%	8,240.23	26.69%
<u>Administration</u>					
Thoroughbred	8,420.61	8,969.09	-6.12%	7,045.54	19.52%
Quarterhorse	7,838.66	8,331.17	-5.91%	6,513.64	20.34%
Paint & Appaloosa	1,159.97	1,213.46	-4.41%	915.59	26.69%
<u>Benevolence</u>					
Thoroughbred	4,210.30	4,484.55	-6.12%	3,522.77	19.52%
Quarterhorse	3,919.33	4,165.59	-5.91%	3,256.82	20.34%
Paint & Appaloosa	580.00	606.73	-4.41%	457.79	26.70%
<u>Promotions</u>					
Thoroughbred	8,420.61	8,969.09	-6.12%	7,045.54	19.52%
Quarterhorse	7,838.66	8,331.17	-5.91%	6,513.64	20.34%
Paint & Appaloosa	1,159.97	1,213.46	-4.41%	915.59	26.69%
Licensee	\$3,768,336.97	\$3,725,426.08	1.15%	\$3,312,365.79	13.77%



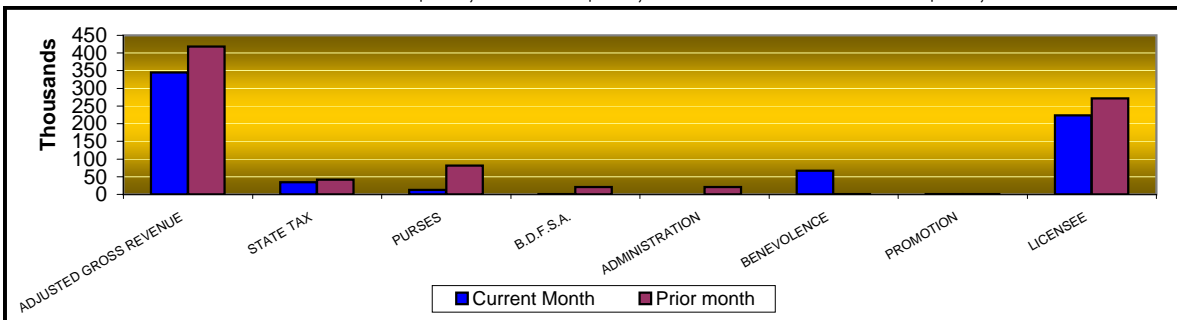
**OKLAHOMA STATE AUDITOR & INSPECTOR
GAMING AT OKLAHOMA HORSE RACING TRACKS
CALENDAR 2007**

	<u>TOTAL</u>	<u>BLUE RIBBON DOWNS</u>	<u>WILL ROGERS DOWNS</u>	<u>REMINGTON PARK</u>
Gaming Days This Year	881	273	304	304
Opening Date		10/17/05	12/09/05	11/21/05
Adjusted Gross Revenue	<u>\$65,701,146.66</u>	<u>\$3,386,477.25</u>	<u>\$15,776,448.22</u>	<u>\$46,538,221.19</u>
State Tax				
Higher Education Trust Fund	926,872.40	40,637.72	189,317.39	696,917.29
Education Reform	6,797,064.36	298,009.99	1,388,327.43	5,110,726.94
Purse Fund				
<u>Purses</u>				
Thoroughbred	7,467,177.26	310,254.35	1,657,193.85	5,499,729.06
Quarterhorse	7,217,071.14	337,166.15	1,685,766.14	5,194,138.85
Paint & Appaloosa	1,052,872.60	74,925.82	374,617.69	603,329.09
Breeding Development Fund				
<u>Special Account</u>				
Thoroughbred	1,408,322.60	61,199.84	200,006.14	1,147,116.62
Quarterhorse	993,744.21	34,288.07	171,433.86	788,022.28
Paint & Appaloosa	107,071.50	7,619.56	38,096.43	61,355.51
<u>Administration</u>				
Thoroughbred	91,030.81	3,809.81	19,048.21	68,172.79
Quarterhorse	84,213.52	3,809.81	19,048.21	61,355.50
Paint & Appaloosa	11,896.83	846.62	4,232.93	6,817.28
<u>Benevolence</u>				
Thoroughbred	45,515.35	1,904.86	9,524.10	34,086.39
Quarterhorse	42,106.72	1,904.86	9,524.10	30,677.76
Paint & Appaloosa	5,948.44	423.32	2,116.49	3,408.63
<u>Promotions</u>				
Thoroughbred	91,030.81	3,809.81	19,048.21	68,172.79
Quarterhorse	84,213.52	3,809.81	19,048.21	61,355.50
Paint & Appaloosa	11,896.83	846.62	4,232.93	6,817.28
Licensee	\$39,263,097.77	\$2,201,210.23	\$9,965,865.91	\$27,096,021.63



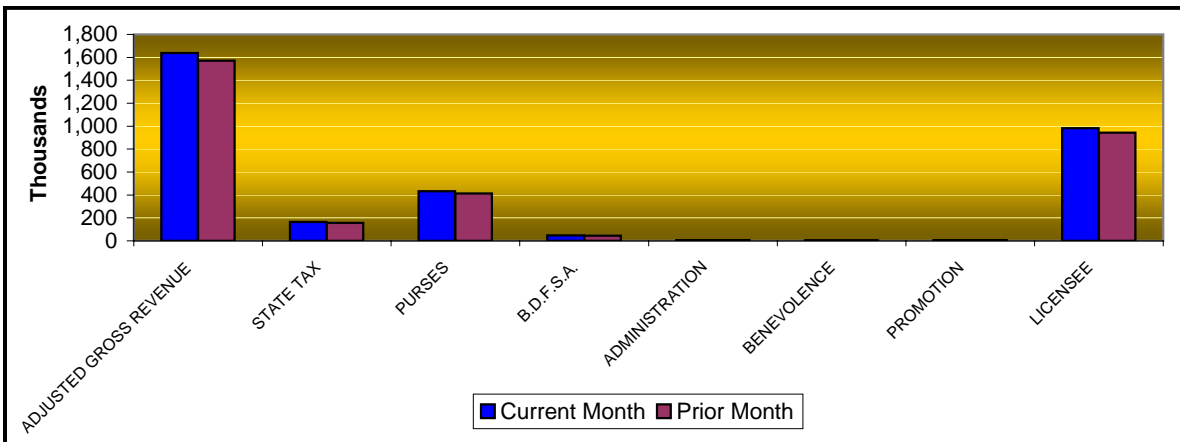
**OKLAHOMA STATE AUDITOR & INSPECTOR
GAMING AT OKLAHOMA HORSE RACING TRACKS
OCTOBER 2007**

<u>Blue Ribbon Downs</u>	<u>CURRENT MONTH</u>	<u>PRIOR MONTH</u>	<u>% CHANGE</u>	<u>OCTOBER 2006</u>	<u>% CHANGE</u>
Gaming Days	31	30	3.33%	31	0.00%
Opening Date	10/17/2005				
Adjusted Gross Revenue	\$344,729.37	\$418,308.63	-17.59%	\$314,652.61	9.56%
State Tax					
Higher Education Trust Fund	4,136.75	5,019.70	-17.59%	3,775.83	9.56%
Education Reform	30,336.19	36,811.16	-17.59%	27,689.43	9.56%
Purse Fund					
<u>Purses</u>					
Thoroughbred	25,014.42	30,353.52	-17.59%	31,327.60	-20.15%
Quarterhorse	34,322.12	41,647.85	-17.59%	31,327.60	9.56%
Paint & Appaloosa	7,627.14	9,255.08	-17.59%	6,961.69	9.56%
Breeding Development Fund					
<u>Special Account</u>					
Thoroughbred	12,798.08	15,529.70	-17.59%	3,185.86	301.72%
Quarterhorse	3,490.38	4,235.37	-17.59%	3,185.86	9.56%
Paint & Appaloosa	775.64	941.19	-17.59%	707.97	9.56%
<u>Administration</u>					
Thoroughbred	387.82	470.60	-17.59%	353.98	9.56%
Quarterhorse	387.82	470.60	-17.59%	353.98	9.56%
Paint & Appaloosa	86.18	104.58	-17.59%	78.67	9.55%
<u>Benevolence</u>					
Thoroughbred	193.91	235.30	-17.59%	176.99	9.56%
Quarterhorse	193.91	235.30	-17.59%	176.99	9.56%
Paint & Appaloosa	43.10	52.29	-17.58%	39.33	9.59%
<u>Promotions</u>					
Thoroughbred	387.82	470.60	-17.59%	353.98	9.56%
Quarterhorse	387.82	470.60	-17.59%	353.98	9.56%
Paint & Appaloosa	86.18	104.58	-17.59%	78.67	9.55%
Licensee	\$224,074.09	\$271,900.61	-17.59%	\$204,524.20	9.56%



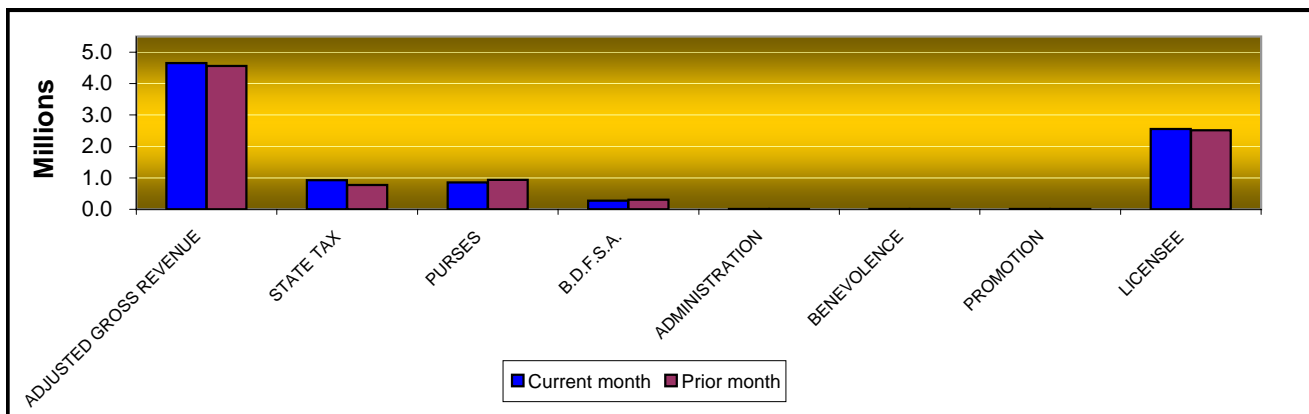
**OKLAHOMA STATE AUDITOR & INSPECTOR
GAMING AT OKLAHOMA HORSE RACING TRACKS
OCTOBER 2007**

<u>Will Rogers Downs</u>	<u>CURRENT MONTH</u>	<u>PRIOR MONTH</u>	<u>% CHANGE</u>	<u>OCTOBER 2006</u>	<u>% CHANGE</u>
Gaming Days	31	30	3.33%	31	0.00%
Opening Date	12/09/05				
Adjusted Gross Revenue	\$1,639,509.59	\$1,569,860.61	4.44%	\$1,191,685.53	37.58%
State Tax					
Higher Education Trust Fund	19,674.12	18,838.33	4.44%	14,300.22	37.58%
Education Reform	144,276.84	138,147.73	4.44%	104,868.33	37.58%
Purse Fund					
<u>Purses</u>					
Thoroughbred	192,560.40	184,380.13	4.44%	121,474.50	58.52%
Quarterhorse	195,880.41	187,559.09	4.44%	121,474.50	61.25%
Paint & Appaloosa	43,528.98	41,679.80	4.44%	26,994.33	61.25%
Breeding Development Fund					
<u>Special Account</u>					
Thoroughbred	23,240.04	22,252.77	4.44%	12,353.34	88.13%
Quarterhorse	19,920.04	19,073.81	4.44%	12,353.34	61.25%
Paint & Appaloosa	4,426.68	4,238.62	4.44%	2,745.19	61.25%
<u>Administration</u>					
Thoroughbred	2,213.34	2,119.31	4.44%	1,372.59	61.25%
Quarterhorse	2,213.34	2,119.31	4.44%	1,372.59	61.25%
Paint & Appaloosa	491.85	470.96	4.44%	305.02	61.25%
<u>Benevolence</u>					
Thoroughbred	1,106.67	1,059.66	4.44%	686.30	61.25%
Quarterhorse	1,106.67	1,059.66	4.44%	686.30	61.25%
Paint & Appaloosa	245.93	235.48	4.44%	152.51	61.25%
<u>Promotions</u>					
Thoroughbred	2,213.34	2,119.31	4.44%	1,372.59	61.25%
Quarterhorse	2,213.34	2,119.31	4.44%	1,372.59	61.25%
Paint & Appaloosa	491.85	470.96	4.44%	305.02	61.25%
Licensee	\$983,705.75	\$941,916.37	4.44%	\$767,496.27	28.17%



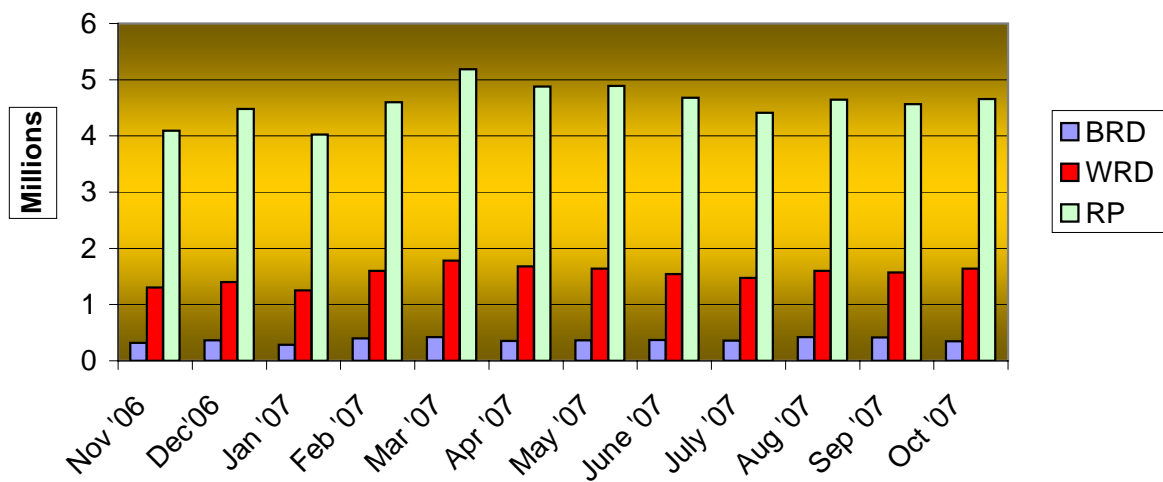
**OKLAHOMA STATE AUDITOR & INSPECTOR
GAMING AT OKLAHOMA HORSE RACING TRACKS
OCTOBER 2007**

<u>Remington Park</u>	<u>CURRENT MONTH</u>	<u>PRIOR MONTH</u>	<u>% CHANGE</u>	<u>OCTOBER 2006</u>	<u>% CHANGE</u>
Gaming Days	31	30	3.33%	31	0.00%
Opening Date	11/21/05				
Adjusted Gross Revenue	\$4,655,558.42	\$4,566,562.02	1.95%	\$4,255,173.31	9.41%
<u>State Tax</u>					
Higher Education Trust Fund	111,733.40	93,494.09	19.51%	102,124.16	9.41%
Education Reform	819,378.28	685,623.35	19.51%	748,910.50	9.41%
<u>Purse Fund</u>					
<u>Purses</u>					
Thoroughbred	375,354.40	411,456.94	-8.77%	470,728.55	-20.26%
Quarterhorse	432,094.02	473,653.92	-8.77%	423,655.69	1.99%
Paint & Appaloosa	51,502.13	56,455.72	-8.77%	47,072.85	9.41%
Breeding Development Fund					
<u>Special Account</u>					
Thoroughbred	192,041.78	210,512.85	-8.77%	47,870.70	301.17%
Quarterhorse	78,562.55	86,118.89	-8.77%	43,083.63	82.35%
Paint & Appaloosa	5,237.51	5,741.26	-8.77%	4,787.07	9.41%
<u>Administration</u>					
Thoroughbred	5,819.45	6,379.18	-8.77%	5,318.97	9.41%
Quarterhorse	5,237.50	5,741.26	-8.77%	4,787.07	9.41%
Paint & Appaloosa	581.94	637.92	-8.78%	531.90	9.41%
<u>Benevolence</u>					
Thoroughbred	2,909.72	3,189.59	-8.77%	2,659.48	9.41%
Quarterhorse	2,618.75	2,870.63	-8.77%	2,393.53	9.41%
Paint & Appaloosa	290.97	318.96	-8.78%	265.95	9.41%
<u>Promotions</u>					
Thoroughbred	5,819.45	6,379.18	-8.77%	5,318.97	9.41%
Quarterhorse	5,237.50	5,741.26	-8.77%	4,787.07	9.41%
Paint & Appaloosa	581.94	637.92	-8.78%	531.90	9.41%
<u>Licensee</u>	\$2,560,557.13	\$2,511,609.10	1.95%	\$2,340,345.32	9.41%



OKLAHOMA STATE AUDITOR & INSPECTOR
GAMING AT OKLAHOMA HORSE RACING TRACKS
OCTOBER 2007

ADJUSTED GROSS REVENUE
PREVIOUS TWELVE MONTHS





Office of the State Auditor and Inspector
2300 N. Lincoln Boulevard, Room 100
Oklahoma City, OK 73105-4896

www.sai.state.ok.us